




CHILD SAFETY

CHECKLIST FOR SCHOOLS





DIRECTOR'S MESSAGE

Every time I visit a School, I ask myself a simple question:

If this were my child, would I feel reassured walking through these gates every morning? Would I feel safe throughout the day?

Would I go through activities with full gusto and elan? I believe every parent asks the same silent question when they leave their child at the school gate: **Will my child be safe here?**

At Seth M. R. Jaipuria Schools, we believe that this question deserves more than reassurance—it deserves systems, accountability, and action.

This Child Safety Checklist has been developed as part of our responsibility under Board norms and the POCSO Act, and more importantly, as a moral commitment to every child entrusted to us. Safety is not limited to physical protection alone. It includes emotional well-being, respectful boundaries, dignity, privacy, and the right of every child to be heard and protected. Schools cannot have dark corners.

This booklet guides our schools in creating safe campuses through clear processes—covering infrastructure, health, transport, personal and emotional safety, reporting mechanisms, emergency preparedness, and cyber safety. It also ensures that our staff are trained, sensitized, and legally compliant, and that clear reporting and response systems are in place at all times.

We invite all stakeholders to see this booklet not as a formality, but as a shared assurance. It is reviewed regularly, used actively, and supported by audits and training across our network. Any gap identified is addressed with urgency and responsibility.

When children feel safe, they learn with confidence. When parents trust the system, schools function with integrity. This booklet is not meant to sit on a shelf.

It is not meant to be filled once and forgotten. We ask ourselves day in and day out: Are we doing enough? Are we listening carefully? Are we responding quickly and compassionately? Are our systems strong enough to protect the most vulnerable among us? Can we make every effort to give safety in mind, body and emotions to our children?


This booklet is our promise—to remain vigilant, compliant, compassionate, and always: **Student First**. This is a journey where every child matters, every voice counts, and every school day begins and ends with the same promise: **You are safe here.**

Mr. Kanak Gupta

Group Director

Seth M. R. Jaipuria Schools





CHILD SAFETY CHECKLIST FOR SCHOOLS

This Child Safety Checklist for Schools is an updated and customized version developed by Seth M. R. Jaipuria Schools as part of our unwavering commitment to ensuring a safe, secure, and nurturing environment for every child.

This renewed and updated checklist serves as a self-assessment and continuous improvement tool for all Jaipuria Schools. It is designed to:

- Assist school management objectively in assessing existing levels of school safety and security;
- Help school management clearly identify areas of weakness and scope for improvement;
- Serve as a centralized tracker of safety and protection measures across campuses;
- Inform schools about key mandated legal and policy requirements related to child safety.

BRAND ALIGNMENT STUDENT FIRST

This document reflects the core principle of the Seth M. R. Jaipuria Schools brand: Student First.

Our foremost responsibility is the physical, emotional, and psychological safety of every learner. This checklist ensures that:

- ✓ every decision keeps the student at the center,
- ✓ every system prioritizes student well-being, and
- ✓ every process strengthens trust among students, parents, and stakeholders.

It is built around eight heads of safety, set out in eight separately colour-coded parts as follows: >>>





HEADS OF SAFETY:



**PART I:
INFRASTRUCTURE
SAFETY CHECKLIST**



PART II: HEALTH CHECKLIST



**PART III:
TRANSPORT SAFETY CHECKLIST**



**PART IV: STUDENT PROTECTION
MECHANISMS CHECKLIST**



**PART V: PERSONAL, SOCIAL,
EMOTIONAL AND SEXUAL SAFETY CHECKLIST**



**PART VI: REPORTING AND
RESPONSE MECHANISM CHECKLIST**




**PART VII: EMERGENCY PREPAREDNESS
AND DISASTER MANAGEMENT CHECKLIST**



PART VIII: CYBER SAFETY CHECKLIST





HOW TO USE THE CHECKLIST

Each Seth M. R. Jaipuria School will use this checklist to examine whether it meets the prescribed standards of student safety and well-being. The checklist is structured in eight parts, each of which can also function as a stand-alone component. Schools may assign responsibility for assessment and implementation to relevant individuals, teams, or departments that have the required understanding and expertise for a particular head of safety.

The checklist must be completed quarterly.

- ✓ **If the standards are met, the school will mark “YES” in the last column;**
- ✓ **If the standards are not met, the school will mark “NO”;**
- “NA” will be marked when a particular
- ✓ **standard does not apply to the school using this checklist.**

PURPOSE AND JAIPURIA BRAND ALIGNMENT

The primary objective of this safety checklist is to work towards whole-school safety and to reduce the risk of harm, while ensuring a strong focus on student well-being, which includes all aspects of physical, emotional, psychological, and digital safety.


This aligns with the core Seth M. R. Jaipuria Schools brand philosophy of:

STUDENT FIRST

Every process, audit, and improvement effort arising from this checklist is designed to ensure that:

- ✓ **students remain at the center of every safety decision,**
- ✓ **the school environment promotes trust and confidence among students and parents, and**
- ✓ **the ecosystem supports secure learning and holistic development.**





✓ **HOW TO USE THE CHECKLIST**

SELF-REFLECTION AND ASSESSMENT TOOL

This document will serve as:

- ✓ **a self-reflection and self-assessment tool for every Jaipuria school**
- ✓ **a structured mechanism to continually enhance safety practices**
- ✓ **a means to track progress and improvements over time**

Schools are encouraged to use the checklist not only for compliance, but also as a developmental tool to strengthen systems and culture around student safety.

CORPORATE OFFICE MONITORING AND AUDITS

In addition to school-level self-assessment, this checklist will also serve as a key parameter for periodic audits conducted by the Seth M. R. Jaipuria Schools Corporate Office.

These audits will:

- ✓ **verify compliance,**
- ✓ **evaluate the effectiveness of implementation, and**
- ✓ **ensure uniform safety standards across the Jaipuria network.**

Findings from these audits will guide support, training, and corrective action where needed.

STANDARDS AND REFERENCE SOURCES

The safety standards included in this checklist have been collated from:

- ✓ **central laws and regulations**
- ✓ **national guidelines**
- ✓ **recommended safety standards applicable in India**

LIMITATIONS OF THE CHECKLIST

While every effort has been made to cover all major aspects of student safety and security in schools, stakeholders are advised to refer to additional documents such as state-specific laws, policies, and regulatory requirements, which may also apply.





PART I: INFRASTRUCTURE SAFETY CHECKLIST



S.No	Safety Indicator	Safety Standard & Compliance Source	Yes/No/NA	Additional Details	Responsible Person/ Department	Evidence Available (Y/N)
1	Safety/Security Audit of the Premises	School follows minimum safety & fitness standards as per Supreme Court guidelines (Avinash Mehrotra v. Uol & Ors.), detailed in Annexure 1.			School Safety Committee / Admin	
2	Building Certification	Building permit/occupancy certificate, structural safety audit, National Building Code 2005 compliance, safe floors/roofs/staircases/windows/railings.			Admin / Infrastructure	
3	Compound Wall / Fencing	Compound wall certified by competent authority ensuring perimeter security.			Admin / Security	
4	Light & Ventilation	Premises and classrooms are well-lit and ventilated.			Admin / Maintenance	
5	Electricity	Concealed/insulated wiring; secured panels; equipment maintained; safe fan placement; no HT lines over premises or request submitted.			Maintenance / Electrical Vendor	
6	Fire Safety	Valid Fire NOC; fire extinguishers; mock drills; alarms; emergency contacts displayed; lab fire safety.			Admin / Fire Safety Officer	



PART I: INFRASTRUCTURE SAFETY CHECKLIST



S.No	Safety Indicator	Safety Standard & Compliance Source	Yes/No/NA	Additional Details	Responsible Person/ Department	Evidence Available (Y/N)
7	Transformer & Generator	Located safely, locked, maintained; licenses as per Indian Electricity Act & CEA Regulations 2010.			Maintenance	
8	Drains, Sumps, Borewell, Tanks	Covered drains/sumps/borewells; overhead tanks cleaned periodically.			Maintenance / Housekeeping	
9	Waste Disposal & Segregation	Compliant waste disposal system including e-waste.			Admin / Housekeeping	
10	Furniture	Benches/desks sturdy, without sharp edges.			Admin / Academic Dept.	
11	Kitchen	FSSAI license; hygienic food; pest control; safe gas equipment; food sampling.			Kitchen/Canteen Manager	
12	Drinking Water	Safe drinking water facilities, adequate taps, purifier, periodic water testing.			Admin / Maintenance	
13	Toilets	Separate toilets; adequate number; hygiene maintained; cleaning materials secured.			Housekeeping / Admin	
14	Sports Areas & Swimming Pool	Safe playgrounds/equipment; ventilation; safety instructions; lifeguard supervision.			Sports Dept.	
15	Auditorium & Gym	Used under trained supervision.			Activity Coordinator / Sports Dept.	



PART I: INFRASTRUCTURE SAFETY CHECKLIST



S.No	Safety Indicator	Safety Standard & Compliance Source	Yes/No/NA	Additional Details	Responsible Person/ Department	Evidence Available (Y/N)
16	Laboratories	Emergency readiness; first aid; ventilation; chemical safety.			Lab Incharge / Science Dept.	
17	Elevators	Licensed; periodic maintenance by OEM/authorized personnel.			Maintenance	
18	Disability Access	Barrier-free access; accessible toilets, classrooms, play areas; assistive devices maintained.			Admin / Inclusive Education Coordinator	
19	CCTV	Installed strategically; live monitoring; footage records maintained.			IT / Security	
20	Access Control	Controlled entry; visitor register; designated waiting area; staff entry recorded.			Security / Admin	
21	ID Cards	Students wear ID cards with emergency details.			Class Teachers / Admin	
22	Public Address / Communication Systems	PA system available for announcements; digital communication maintained.			Admin / IT	
23	Mandatory Signage	No smoking zone signage; reporting of obscene/addictive material near school.			Admin / Security	



PART II: HEALTH CHECKLIST



S.No	Safety Indicator	Safety Standard & Compliance Source	Yes/No/ NA	Additional Details
1	First Aid Kit	The school maintains a fully equipped First Aid Kit with required supplies for emergencies, all within expiry.		Location of First Aid Kits / Expiry Check Date
2	Medical Assistance	Emergency medical contact numbers are prominently displayed · The school has a tie-up with a nearby hospital for emergencies		Name of Partner Hospital & Contact
3	Medical Room	School maintains an infirmary with a trained paramedic/nurse during school hours· Equipped to provide immediate support in medical emergencies		Medical Staff Name / Qualification
4	Ambulance Services	School is able to call and utilize ambulance services in emergencies (Ambulance Helpline 102 or local service)		Contact & Response Time Record
5	Health Check-up & Health Records	School maintains updated individual medical records of all students		Last Update Date / Record System Used
6	Mid-day Meal (If applicable)	Mid-day meal, if provided, is of good quality and served under supervision · Government schools follow Dept. of Education menu		Menu / Vendor Details
7	Nutrition	Food and snacks served to students have nutritional value· The school does not serve junk food		Approved Snack List / Vendor



PART III: TRANSPORT SAFETY CHECKLIST



S.No	Safety Indicator (Mandatory &/or Recommendatory)	Safety Standard & Compliance Source	Yes/No/NA	Additional Details
1	Fitness Certificate	All vehicles engaged by the school (bus/van/cab) have valid Fitness Certificate, PUC, and Insurance · Vehicles conform to RTO norms including yellow colour and “ON SCHOOL DUTY” display		
2	Safety Features for Vehicles	School name, address, and phone number displayed· Windows secured· Vehicles maintained in safe condition· Equipped with First Aid box & fire extinguisher · Emergency exit where possible· Speed governor installed (where applicable) · Driver follows RTO capacity norms· No obstacles near exit· Doors locked during movement with reliable locking system· Safety & emergency instructions displayed inside the bus		
3	Driver & Attendant Qualification	Driver has minimum 5 years’ experience with heavy vehicles· No traffic offence record· Driver and conductor qualified per Rule 17, Motor Vehicles Rules, 1993		
4	Adult Supervision	Responsible person/security oversees vehicle movement during pick-up/drop · At least one staff member in each school vehicle for supervision		
5	CCTV & GPS	All school buses have functioning GPS and CCTV installed and monitored		
6	Auto Rickshaws	School ensures safety of students using auto rickshaws· Parents instructed to ensure RTO-compliant student capacity		



PART IV: STUDENT PROTECTION MECHANISMS CHECKLIST



— SETH M.R. —
**JAIPURIA
SCHOOLS**

S.No	Safety Indicator (Mandatory &/or Recommendatory)	Safety Standard & Compliance Source	Yes/No/ NA	Additional Details
1	Child Protection Policy	The school has a well-defined Child Protection Policy (CPP) with guidelines and reporting mechanism. Schools may adapt the template provided in the FICCI-ARISE School Safety & Child Protection Manual.		
2	Child Protection Officer	The school has a sensitized staff designated as Child Protection Officer.		
3	Student Safety Committee	Student Safety Committee in place· Members participate in meetings and respond to safety/abuse cases · Minutes recorded· School seeks NGO/expert support when needed · Updated safety checklist maintained· Family participation encouraged		
4	Confidentiality	Students can share personal issues confidentially· Prompt action taken· Confidentiality maintained subject to law· Anonymity of informers maintained		
5	Training	All staff sensitized on CPP & child legislation (e.g., POCSO) · Parents/students made aware of CPP & reporting mechanisms · Parents may sign policy acknowledgment· CPP highlights displayed prominently		
6	Third Party Vendors	School has shared CPP with all vendors/out-sourced agencies and obtained undertakings confirming orientation and compliance.		
7	Recruitment	Recruitment & verification procedure in place· Police verification applied for new recruitments· Screening includes child safety history · Attitude towards child safety assessed during recruitment		



PART IV: STUDENT PROTECTION MECHANISMS CHECKLIST



S.No	Safety Indicator (Mandatory &/or Recommendatory)	Safety Standard & Compliance Source	Yes/No/NA	Additional Details
8	Staff Code of Conduct	Staff Code of Conduct aligned with Student Safety Committee · Orientation sessions held on Code of Conduct		
9	External Support Systems	School aware of mechanisms like SJPU, Childline, CWC, SCPCR, DCPU · Child safety notice board with emergency contacts displayed · Information included in orientation · Numbers updated periodically		
10	Child Safety Posters	Child safety posters displayed in prominent locations of the school.		
11	Suggestion / Complaint Box	Complaint/suggestion box available · No victimization of reporting children · Records maintained · Box opened and reviewed by Safety Committee		
12	Child Safety Checklist Review	School quarterly reviews Child Safety Checklist · Used in planning & facility assessment		
13	Use of School Premises	Premises used only for education-related activities · Anti-social activities prohibited and reported to authorities		
14	Identification of High Risk Areas	Secured corners, corridors, staircases monitored by staff during breaks, assembly, dispersal.		
15	Daily Checks	Daily checks of all school areas before locking for the day.		
16	Building Checks	Daily checks of all school areas before locking for the day.		



PART IV: STUDENT PROTECTION MECHANISMS CHECKLIST



S.No	Safety Indicator (Mandatory &/or Recommendatory)	Safety Standard & Compliance Source	Yes/No/NA	Additional Details
17	Out of Routine Departure	No child leaves school during emergencies unless parent/guardian arrives or provides authorization.		
18	Parent/Guardian Contact Data	Updated parent/guardian contact and emergency details maintained· Parents connected via messaging systems		
19	Special Needs Training	Majority of staff trained to communicate with and handle students with special needs.		
20	Physical Instructor	PT teachers assign sports per capability & health · Parents informed of policies · Parents share relevant health information		
21	Educational Trips	Parents given trip details and consent taken · Appropriate teacher-student ratio maintained· Medical instructions provided · Students briefed on safety		
22	Signed Declarations	School has obtained declarations from employees confirming no child-related offences.		
23	Reporting Procedure	Clear reporting procedure in line with POCSO and relevant laws for incidents of child abuse.		
24	Trainings	Periodic training for staff on child protection, safety, development, and abuse-related issues		



PART V: PERSONAL, SOCIAL, EMOTIONAL AND SEXUAL SAFETY CHECKLIST



S.No	Safety Indicator (Mandatory &/or Recommendatory)	Safety Standard & Compliance Source	Yes/No/NA	Additional Details
1	Child Protection Policy	<ul style="list-style-type: none"> Clear and stringent provisions against any form of child abuse or safety violations Ban on corporal punishment and emotional harassment * Bullying discouraged and prohibited; students guided against ragging, rude language, gossiping Nondiscrimination on religion, caste, gender, disability, economic status, language, physique, locality, etc. 		
2	Students Code of Conduct (Behavioural Guidelines)	<ul style="list-style-type: none"> Code of conduct available and communicated Positive disciplinary measures adopted Abuse prevention among students across age, caste, class, disability, gender Issues addressed immediately without bias 		
3	Life Skill Training	<ul style="list-style-type: none"> Age-appropriate training on social skills, emotions, relationships Sessions on life skills, exam preparedness, coping skills (fear, anger, peer pressure, bullying) Yoga, meditation, self-defense programs conducted 		
4	Social, Emotional & Sexual Safety Training	<ul style="list-style-type: none"> Orientation on Safe/Unsafe touch and reporting mechanisms Age-appropriate training included from Class 1-12 on boundaries, privacy, social responsibility, drug abuse awareness, legal consequences (JJA, POCSO) Students encouraged to approach teachers confidentially 		
5	Corporal Punishment	<ul style="list-style-type: none"> Records maintained of training, dates, resource persons Support from NGOs/external experts School follows NCPCR Guidelines for eliminating corporal punishment 		https://ncpcr.nic.in/childprotect.in/wp-content/uploads/2021/03/NCPCR-Guidelines-for-elimination-of-corporal-punishment.pdf



PART V: PERSONAL, SOCIAL, EMOTIONAL AND SEXUAL SAFETY CHECKLIST



S.No	Safety Indicator (Mandatory &/or Recommendatory)	Safety Standard & Compliance Source	Yes/No/NA	Additional Details
6	Bullying	Misconduct such as stealing, vandalism, physical/emotional harm monitored and addressed sensitively and appropriately		
7	Disability & Special Needs Inclusion	<ul style="list-style-type: none">• Training on child protection is disability-sensitive• Inclusive schools conduct sign language and Braille training		
8	Special Learning Assistance	<ul style="list-style-type: none">• List maintained of students needing learning support• Support system for special needs, vulnerable children, or risk of early marriage• Referrals made for protection and safety services		
9	Counseling	Qualified Child Counsellor/Psychologist appointed (full-time/part-time/on-call)		
10	Student Participation	<ul style="list-style-type: none">• Children's forums/clubs promote participation and sharing on safety issues• Inclusive representation across backgrounds		
11	Student Absenteeism	School reviews absenteeism regularly and ensures attendance		



PART VI: REPORTING AND RESPONSE MECHANISM CHECKLIST



S.No	Safety Indicator (Mandatory &/or Recommendatory)	Safety Standard & Compliance Source	Yes/No/NA	Additional Details
1	Reporting Procedure	<ul style="list-style-type: none">• Reporting as per applicable laws• Clear reporting lines for staff in case of abuse or safety violations• All concerned (CPO, SSC, HM/Head) oriented• Included in Child Protection Policy		
2	Child Sensitive Enquiry	<ul style="list-style-type: none">• Child-sensitive reporting & inquiry procedures• No further trauma to child• Confidentiality upheld		
3	Sexual Offences/Incident	<ul style="list-style-type: none">• Immediate restriction of alleged offender's access• Accused placed under observation/suspension• Police/SJPU/CWC informed as per law• Support to child & family for rehabilitation• Respectful handling & sensitization of students/staff• Support extended even if incident outside school• Cooperation with authorities		
4	Student Safety Committee	<ul style="list-style-type: none">• Committee informed• Members involved in the process• Records and status updates maintained		
5	Abuse/Safety Violation Not Cognizable	<ul style="list-style-type: none">• SSC decides redressal measures• Punitive actions as per policy/state guidelines• Records maintained		
6	Student Support Mechanisms	School has procedures to counsel other children in the event of abuse by staff/related individuals		
7	Media	<ul style="list-style-type: none">• Media handled with caution & sensitivity• No sensationalization• Privacy and confidentiality protected• POCSO penalties applicable		



PART VII: EMERGENCY PREPAREDNESS AND DISASTER MANAGEMENT CHECKLIST




S.No	Safety Indicator (Mandatory &/or Recommendatory)	Safety Standard & Compliance Source	Yes/No/NA	Additional Details
1	Emergency Preparedness Plan	Guards/Marshals monitor suspicious activity inside/outside premises		
2	School Disaster Response Team	Team includes administration, teachers, senior students; trained for evacuation drills		
3	Training	<ul style="list-style-type: none">• Staff trained for emergencies (fire, collapse, flooding, electrical, terror attack)• Evacuation drills conducted• Attention to children with disabilities* Staff/students aware of assembly point		
4	Common Vocabulary	Common, child-friendly vocabulary used in drills for effective communication		
5	Up-to-date Map of Facility	Evacuation map displayed prominently in school building		
6	Fire Safety & Extinguishers	<ul style="list-style-type: none">• Fire extinguishers maintained and dated• Adequate and functional• Installed at key places• Users trained		
7	CPR & First Aid, Trauma Response	<ul style="list-style-type: none">• CPR and first-aid classes conducted• Emergency numbers displayed• Staff trained in trauma & post-disaster response and referrals		
8	Audits & Risk Assessments	<ul style="list-style-type: none">• Regular surveys to identify risks• Monthly assessments by vigilance officer		



PART VIII: CYBER SAFETY CHECKLIST



S.No	Safety Indicator (Mandatory &/or Recommendatory)	Safety Standard & Compliance Source	Yes/No/NA	Additional Details
1	Cyber Safety Policy	<ul style="list-style-type: none">• Clear policy on acceptable cyber use and behaviour• Policy for personal devices; students oriented		
2	Access	<ul style="list-style-type: none">• Computer use supervised• Firewalls, filtering, monitoring software in place and reviewed		
3	Parental Involvement	Parents & teachers play active role as per Advisory on Preventing & Combating Cyber Crimes against children		
4	Student Training & Workshops	<ul style="list-style-type: none">• Age-appropriate training on safe tech use & digital citizenship• Awareness of legal consequences (IT Act, JJ Act, IPC, POCSO)• Procedures for reporting cyber abuse• Avoid personal info disclosure* Experts engaged		
5	Cyber Reporting	Awareness of reporting procedures; familiarity with IT Act 2000 & 2008		
6	Parent & Teacher Training	Training on cyber policy, safe tech use, cyber café use, risk avoidance and redressal		
7	E-waste	<ul style="list-style-type: none">• Proper e-waste handling• Students trained• Responsibility as bulk consumer under E-Waste Rules 2011• Support from NGOs if required		



ANNEXURE I

Safety Standards as set by the Hon'ble Supreme Court of India in Avinash Mehrotra v. Union of India (2009)

FIRE SAFETY MEASURES IN SCHOOLS

- ✓ Adequate ISI-marked fire extinguishers placed visibly in every block
- ✓ First-aid kits with essential medicines readily available
- ✓ Water tank with separate piping and hose reel to ground and first floor
- ✓ Fire-fighting training for teachers and students of Classes X–XII
- ✓ Fire Task Force in every school consisting of:
 - ✓ Head of Institution
 - ✓ Two staff members
 - ✓ One member from Fire & Rescue Department (responsible for inspections every three months and planning)
- ✓ Emergency contact numbers displayed prominently
- ✓ Regular mock fire drills and alarm systems installed
- ✓ Replacement of old electrical wiring and use of ISI-certified equipment
- ✓ No high-tension electrical lines running through or near the school premises
- ✓ Fire & Rescue Department to issue periodic safety guidelines and fitness certificates

TRAINING OF SCHOOL TEACHERS & STAFF

- ✓ Training for teachers and staff to:
 - ✓ Use safety equipment
 - ✓ Initiate emergency evacuations
 - ✓ Protect students during emergencies
 - ✓ Training in emergency first aid
- ✓ Formation of a School Safety Advisory Committee
- ✓ Emergency Response Plan drafted with Fire & Rescue Department
- ✓ Regular Emergency Response Drills for students and staff
- ✓ Observance of Fire Safety Day on 14th April with awareness programs and drills





ANNEXURE I

SCHOOL BUILDING SPECIFICATIONS

- ✓ Preferably Class A construction (brick/stone masonry with RCC roofing)
- ✓ Nursery and elementary schools housed in single-storey buildings
- ✓ Maximum three floors including ground floor
- ✓ Buildings free from inflammable and toxic materials
- ✓ (stored separately if required)
- Staircases complying with National
- ✓ Building Code 2005 for safe evacuation
- Building orientation ensuring ventilation, lighting, and open space around
- ✓ Additional exit doors provided if required; door sizes enlarged if inadequate
- ✓ School buildings insured against fire and natural calamities
- ✓ Kitchen and fire-related activities located away from the main building
- Mandatory water storage tanks in all schools

CLEARANCES & CERTIFICATES

- Mandatory fire safety inspection and No Objection Certificate (NOC) required for establishment/continuation of a school
- ✓ Inspection team before each academic year to include:
 - ✓ Civil Engineer
 - ✓ Health Officer
 - ✓ Revenue Officer
 - ✓ Psychologist
 - ✓ Fire Officer
 - ✓ Local body officer
 - ✓ Development officer
 - ✓ Educational authorities
- Structural stability certificates to be issued only by State/Central Government Engineers
- District-level Recognition Committee
- ✓ headed by a retired judge to review schools periodically
 - ✓ No conditional recognition or approval to be granted

JAIPURIA – STUDENT FIRST INITIATIVE

Seth M.R. Jaipuria Schools is committed to:

- ✓ High safety standards
- ✓ Transparency and accountability
- ✓ Capacity building of school leaders and staff
- ✓ 21st-century learning readiness
- ✓ Universal Quality Education

The network collaborates across schools to strengthen:

- ✓ Child protection systems
- ✓ Safety compliance
- ✓ Operational excellence
- ✓ Holistic education

Jaipuria's educational ecosystem includes:

- ✓ School leadership teams
- ✓ Academic and safety experts
- ✓ Policy and compliance professionals
- ✓ Supporting organizations and partners



www.jaipuriaschools.ac.in



1/3, Block 1, Plot No.3, WHS,
Near Mayapuri Chowk, Timber Block,
Kirti Nagar, New Delhi - 110015